


Reimagining Connection Presents: PARTY FOR ONE




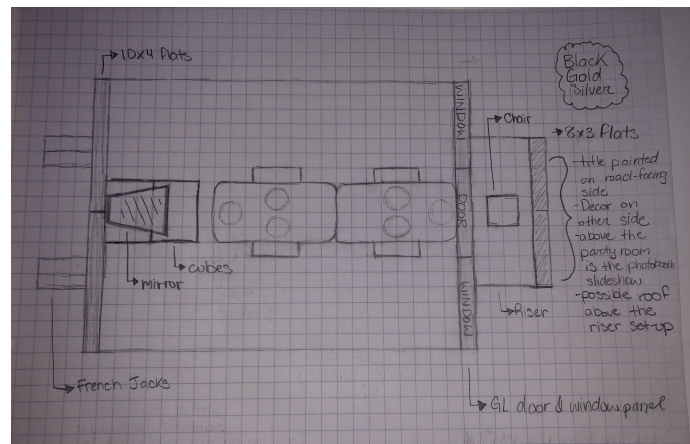
By: Katie, Victoria and Suonah

Here are some designs we created to represent our exhibit in the early stage...

Our rough sketch outline of our set up for our project.



Our original mood board that was based on a gold, silver, and black colour pattern.



A model of our project that tried to show the aspect of breaking the fourth wall.

Posters For the Show

Party For One

This holiday season, the Party for One invites you to a solitary celebration for New Years 2021.

Presenting an actual glimpse into the near future, participants take a seat at an empty table set for five, with their own reflection being the sole attendee.

Starry, metallic decorations fill the off-white, lifeless space with a synthetic sense of cheer, evoking the idea that this small celebration could take place in anyone's apartment, anywhere.

Just as the participant begins to adjust to the isolation, a festive but hollow countdown plays as the partygoer rings in the new year alone. A camera quietly captures the moment to display above the exhibit, framed by an Instagram border and a sense of detachment.

The Party For One reimagines connection through our celebrations; as for many of us this holiday season, our strongest connection is with our wifi signal.

This was our poster for the show with our artist statement.

Smile! You're on camera

Part of this exhibit involves temporary photography and its display.

The photos will not be uploaded or shared, only saved to be used through out the nights of Reimagining Connection.







If you are uncomfortable with this we kindly ask you to observe another participant's experience away from the wooden platform.

Thank you!
Victoria, Katie & Suannah



This was our camera warning for our show just to let people know that our exhibit takes photos.





Some photos of us working on our exhibit during the set-up process...



Here is Suonna, with a picture we took of her in the mirror after setting up the stars on our flats. It also features the party lights.



Here is Victoria drilling our two 10x3 flats together. We set up the flats as a backdrop and painted them white and decorated them.



Here is Suonah and Victoria moving the flats to our set up after we painted them.


Some photos of us working on our exhibit during the set-up process...



Here is me (Katie) ontop of the ladder during a class crew call, where I hung up the stars on the flats.



Here I (Katie) am painting the flats with Suonnah in a set up crew call we did.




This is Victoria taking a selfie in the reflection of the glass in front of our exhibit set up. In the picture on the right you can better see her reflection in the mirror

Some photos of us working on our exhibit during the set-up process...



Here is me (Katie) working on our group's agenda for the upcoming week. I also set up our mood board so that before we went shopping we had an idea of what to look for.

Here is the outside side-view of our exhibit. You can see the chair set up and our 8x3 white flats that we painted. You can also see the LED lights we set up so people could better see their reflection in the mirror.



Here is a Video of the Experience...

